



# Respondus – Lock Down Browser

- Lockdown Browser (LDB) provides increased security for online testing in D2L.
- LDB prevents students taking a quiz from printing, copying, going to other URLs, accessing other applications, or closing the quiz until it is submitted.
- Students will need to download LDB for quizzes that have it enabled.

*This tutorial provides basic information regarding the Instructor setup for using Lock Down Browser from the Course Navigation Bar in D2L.*

*For more detailed instructions, please visit the Respondus LockDown Browser link in the D2L Faculty Resources widget (shown at right), or go to <http://respondus.com/products/lockdown-browser/index.shtml>.*

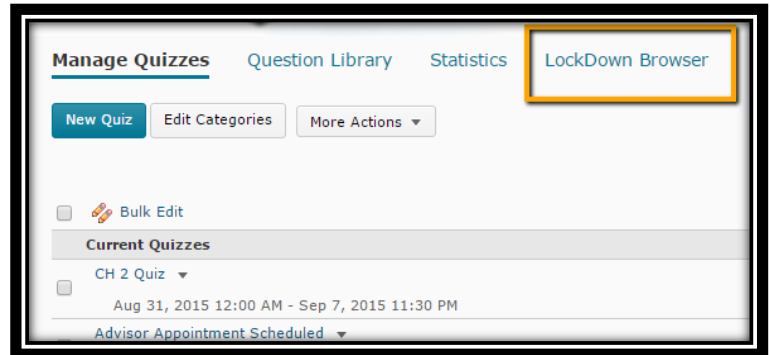


*Please note that Respondus Monitor is also now available for use with D2L. Monitor requires the use of a webcam to record video of the student while taking the quiz.*

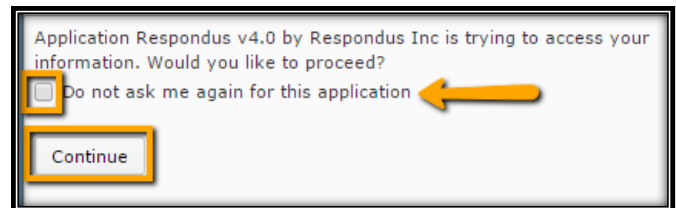
## Instructions

1) Go to the course in D2L where you wish to utilize Lock Down Browser for your quizzes. You will be able to choose which quizzes use LDB and which ones do not.

2) Go to the **LDB Dashboard** tab at the top of the Quizzes area.



3) The first time you use the LDB Dashboard, you may get a message about Respondus accessing your information. If you do not want to see this message again, click in the box to check it, then click **Continue**.



## INSTRUCTIONS CONTINUE

406.771.5148 or 406.771.5155

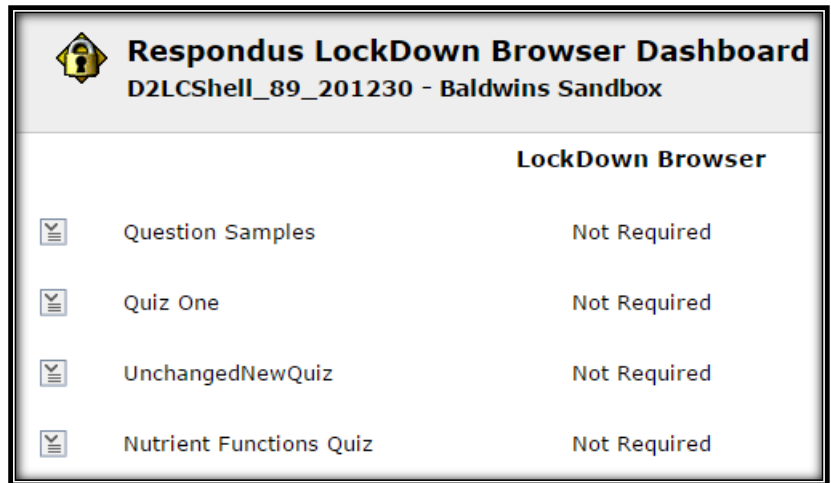


[elearning@gfcsu.edu](mailto:elearning@gfcsu.edu)  
December 11, 2015

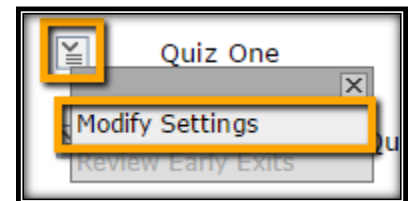


**GREAT FALLS COLLEGE**  
MONTANA STATE UNIVERSITY  
eLEARNING

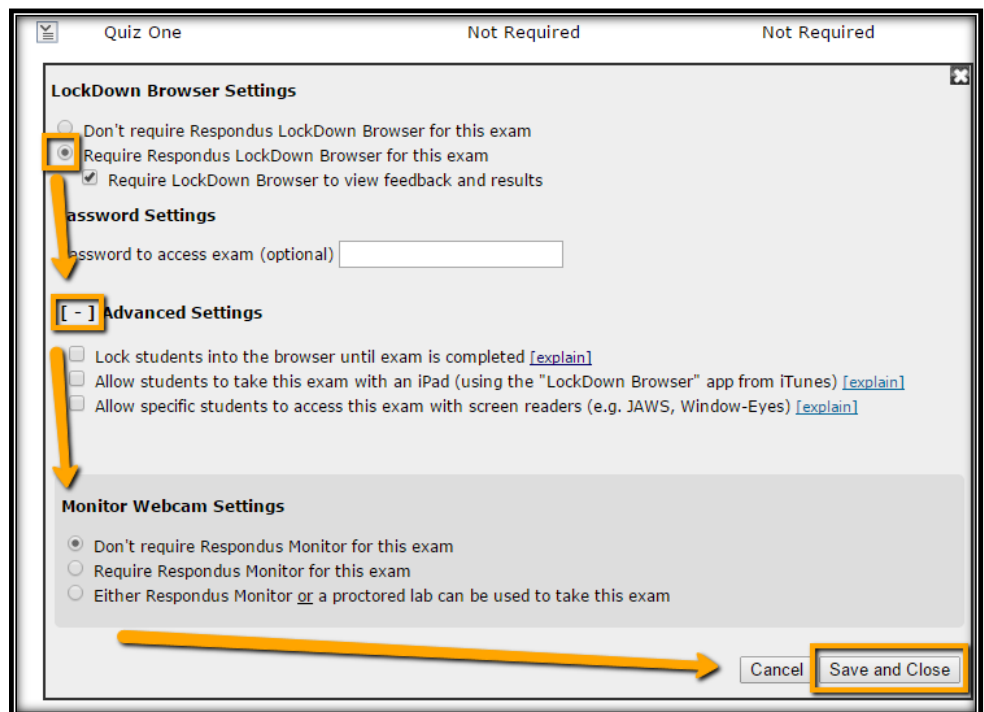
4) Next you will see the LDB Dashboard with a list of quizzes in your course, and you can set up Respondus Lock Down Browser accordingly.



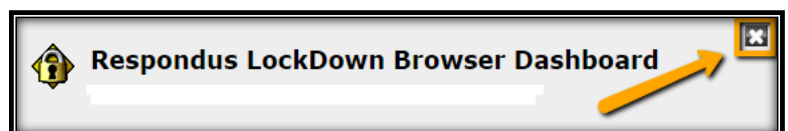
5) Click on the drop down menu next to the quiz for which you want students to use LDB. Click on **Modify Settings**.



6) Select the LDB Options you wish to use for this quiz. Each selection will open the next level menu. When all of your selections have been made, **click Save and Close**.



7) In the quiz list from the Dashboard, it will now say Required next to your quiz in the LockDown Browser column.



8) You can continue to set up LDB for other quizzes, or **click the X** in the top right to close out of the LDB Dashboard.