



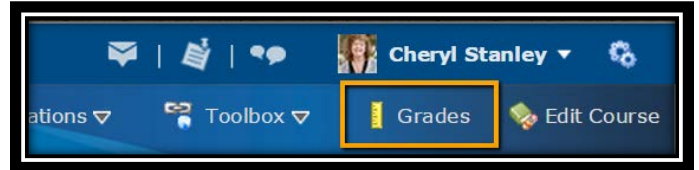
Release Final Grades (D2L)

- In order for students to see their final calculated grade in D2L the instructor must release them. This column in the gradebook is essentially the running total, so please note how it is affected by your grades are set up.

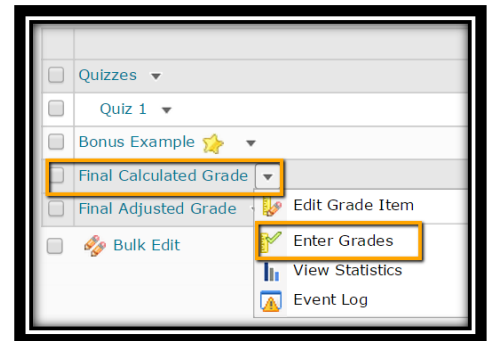
Instructions

To begin, on your course homepage, click on the Grades icon on the Navigation Bar.

Go to your **Final Calculated Grade**.



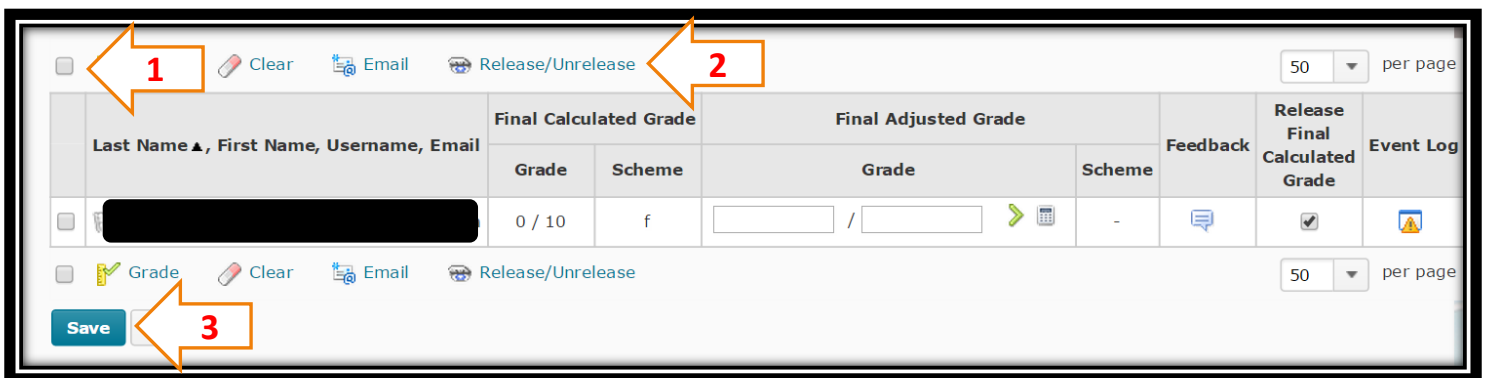
Click on the dropdown menu arrow and select **Grade All** or **Enter Grades** depending on your view.



This will open a new window called Final Grades.

Scroll down to the Users section and check the top box on the left to select all of your students. (1 in the image below.)

Then click on the Release/Unrelease link so that the boxes in the column Release Final Calculated Grade are all checked. (2. In the image below.)



Finally, scroll down to the bottom of the page and click Save. (3 in the image above)

