

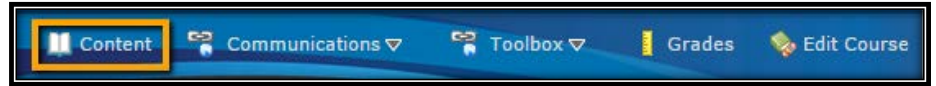
# HOW 2

## Atomic Learning – D2L Integration

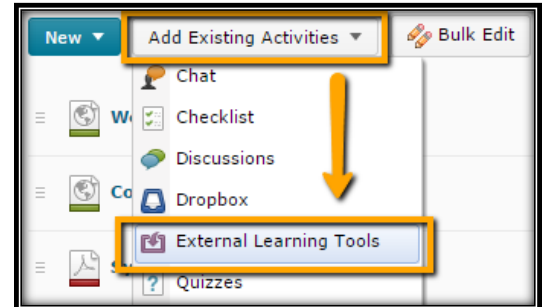
- Link to Atomic Learning videos from within D2L content.
- Avoid having to send students to another website.

### Instructions

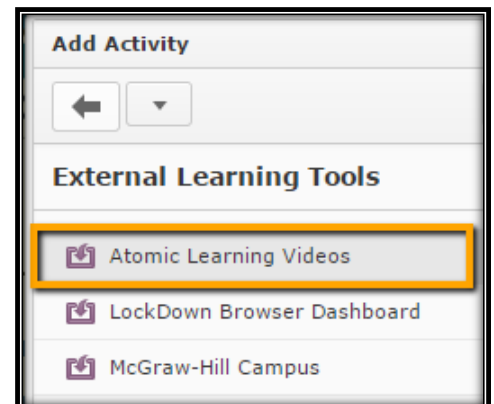
- 1) From your D2L course, click on the Content button in the navigation toolbar (NavBar).



- 2) Go to **Add Existing Activities** and click on **External Learning Tools**.



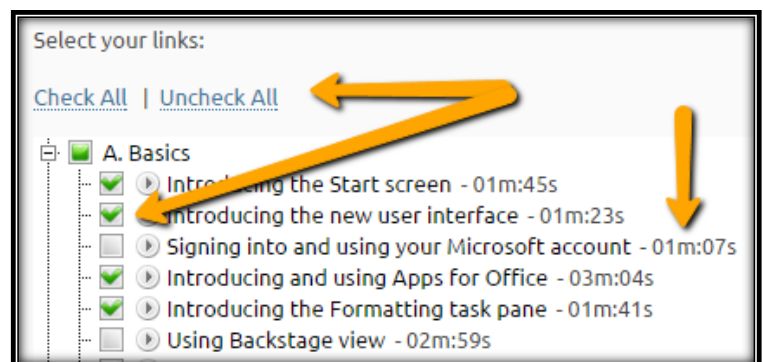
- 3) From the menu that opens, click on **Atomic Learning Videos**. This will add an Atomic Learning Videos file to the bottom of your Content.



- 4) Click on the link for **Atomic Learning Videos** to edit the file. This will open the Atomic Learning search menu so that you can find and select which videos to include.



- 5) Check the boxes in front of the videos you want to select. Notice that you can also
  - a. Check All using the link at the top,
  - b. See how long each video lasts, and
  - c. Check or uncheck individual videos from the list.



### INSTRUCTIONS CONTINUE

406.771.5148 or 406.771.5155



elearning@gfcmu.edu  
January 16, 2015



GREAT FALLS COLLEGE  
MONTANA STATE UNIVERSITY  
eLEARNING

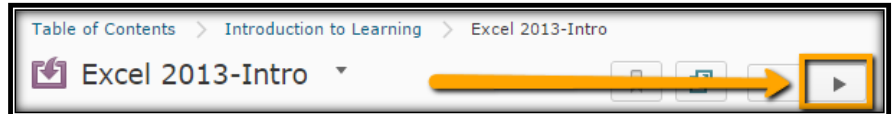
- 6) Click the **Preview Selections** button to see what the tool will look like for students. If everything looks okay, click **Submit**.

*After clicking Submit, you may get what appears to be a blank screen. No worries—the content you viewed in the preview will appear once you save the file. Before saving, change the title of the content to be more specific.*

- 7) Click on the context menu (downward triangle) and click on **Edit Title**. Enter the new title into the text box and press **Enter** or click outside the text box.



- 8) Click the right-facing triangle to return to the Content area.



- 9) Now when you click on the file title, you will see the preview of what students see when they open that item. There is also an option to Edit Playlist if you want to make changes to which videos are included.



**NOTE:** *It is not possible to Assign Training for Atomic Learning videos from within D2L. In order to utilize the Assign Training feature, you will need to login to Atomic Learning and assign the training from there. Instructions for how to complete this are available in a separate C4-Assigning Training in Atomic Learning on the Tech4Teachers TNT site.*